

3. INSIDE FLAP




6. BACK COVER

1. FRONT COVER



11” X 17” TRI-FOLD

FINISH SIZE (W X H): 5.66” X 11”
BLEED SIZE (W X H): 17.5” X 11.5”

-  : FINISH SIZE - THIS IS THE ACTUAL SIZE OF THE FINAL DESIGN.
-  : SAFE ZONE - DO NOT PLACE IMPORTANT TEXT OR IMAGES BEYOND THIS LINE.
-  : BLEED AREA - PLEASE EXTEND YOUR BACKGROUND TO THIS EDGE. 0.25” BLEED IS REQUIRED TO ENSURE A PROPER FINISHED PRODUCT.

HIDE OR DELETE THIS
LAYER BEFORE SUBMITTING.

PLEASE ENSURE TO EMBED ALL IMAGES & OUTLINE ALL TEXT.
ALL IMAGES ARE PREFERRED TO BE 150-300 DPI.
MS TECHZ IS NOT RESPONSIBLE FOR ANY MISSPELLINGS
OR LAYERS LEFT IN CUSTOMER’S DOCUMENT

2. LEFT PANEL




4. CENTER PANEL

5. RIGHT PANEL



11” X 17” TRI-FOLD

FINISH SIZE (W X H): 5.66” X 11”
BLEED SIZE (W X H): 17.5” X 11.5”

-  : FINISH SIZE - THIS IS THE ACTUAL SIZE OF THE FINAL DESIGN.
-  : SAFE ZONE - DO NOT PLACE IMPORTANT TEXT OR IMAGES BEYOND THIS LINE.
-  : BLEED AREA - PLEASE EXTEND YOUR BACKGROUND TO THIS EDGE. 0.25" BLEED IS REQUIRED TO ENSURE A PROPER FINISHED PRODUCT.

HIDE OR DELETE THIS
LAYER BEFORE SUBMITTING.

PLEASE ENSURE TO EMBED ALL IMAGES & OUTLINE ALL TEXT.
ALL IMAGES ARE PREFERRED TO BE 150-300 DPI.
MS TECHZ IS NOT RESPONSIBLE FOR ANY MISSPELLINGS
OR LAYERS LEFT IN CUSTOMER'S DOCUMENT